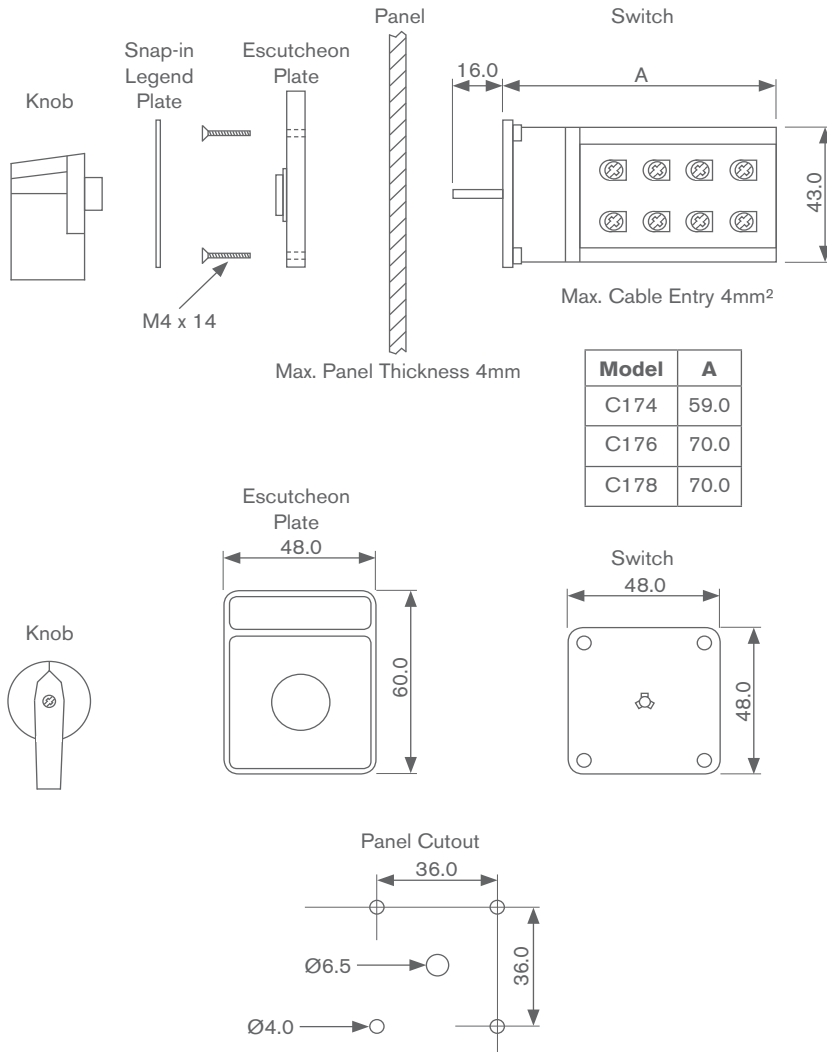


Dimensions



All dimensions in mm

Ordering information

Code	Switch Type	Legend Plate
C174	3 Phase 3 Wire Voltmeter Switch	-
C176	3 Phase 4 Wire Voltmeter Switch	-
C178	3 Phase Ammeter Switch	-
P53	-	O, RS, ST, TR (C174 only)
P54	-	OFF, RY, YB, BR (C174 only)
P55	-	OFF, L1L2, L2L3, L3L1 (C174 only)
P56	-	OFF, RN, SN, TN, TR, ST, RS (C176 only)
P57	-	OFF, RN, YN, BN, BR, YB, RY (C176 only)
P58	-	OFF, L1-N, L2-N, L3-N, L3L1, L2L3, L1L2 (C176 only)
P61	-	O, R, S, T (C178 only)
P62	-	O, 1, 2, 3 (C178 only)
P63	-	O, R, Y, B (C178 only)
P64	-	O, L1, L2, L3 (C178 only)
Example	C178	P64

Specification

Reference Standard:

- Compliant with VDE 0660

Operating Voltage:

- 600V maximum

Test Voltage:

- 2.5kV rms 50Hz for 1 minute

Frequency:

- 50/60Hz

Contact Material:

- Silver / Silver alloy with sliding contacts

Contact Rating:

- 16 Amps

Contact Life:

- 1,000,000 operations

Operating Temperature:

- -20°C to 60°C

Enclosure:

- Flame retardant black and blue ABS
- Panel mounting with 4 screws

Enclosure Code:

- Front facia IP20, terminals IP00

Legend Plate:

- Silver with black legend

Terminals:

- M4 screw clamp terminals

Cable Size:

- 4mm² maximum

Weight:

- 150g

Markings:

- CE marked

Specification subject to change without notice.

Schrack Plug-in Relays



Global Suppliers of Measurement and Protection Equipment for Industry





MT Series

Models Available

- MT2** Schrack Octal 2 Pole Plug-in Relay
- MT3** Schrack 11 Pin 3 Pole Plug-in Relay

Product Features

- 2 pole or 3 pole changeover contacts
- 10 Amp contact rating
- Cadmium-free contacts
- Choice of DC or AC coils
- Mechanical indicator
- Push to test and latch system
- White write-on panel
- DIN rail mounting base available
- Approvals



Schrack MT series plug-in relays are available in octal (2 pole) and 11 pin (3 pole) versions and are suitable for a large range of engineering and plant control applications.

The MT relays are available with a wide range of AC and DC coil voltages and have silver alloy contacts ensuring a high switching current capability and a reliable, long operational life.

Relay bases with self opening rising clamp terminals and captive screws are available for mounting to 35mm DIN rail. Additional optional extras for the Schrack relays are available including retaining clips, protection diodes and LED modules - please contact sales for further information.

For mechanical engineering and plant control applications

Specification - Relay

Contact Configuration:

- 2 pole or 3 pole changeover contacts

Contact Voltage Rating:

- 250Vac/30Vdc (Maximum 440Vac)

Rated Current:

- 10A ac/dc (make current 20A)

Rated Breaking Capacity:

- 2500VA

Contact Material:

- AgNi 90/10

Mechanical Life:

- > 20,000,000 operations

Electrical Life:

- 100,000 operations

Maximum Switching Rate:

- Mechanically 6000 operations/hour
- Full load 1000 operations/hour

Test Voltage:

- coil-contact 2.5kV rms 50Hz / 1 min
- pole-pole 2.5kV rms 50Hz / 1 min
- contact-contact 1.5kV rms 50Hz / 1 min

Enclosure Code:

- IP50

Operate/Release/Bounce Time:

- 12ms / 5ms / 4ms

Operating Temperature:

- DC: -45°C to 60°C, AC: -45°C to 50°C

Weight:

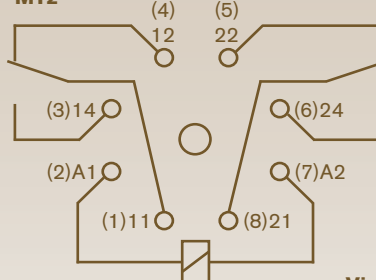
- 80 grams

Markings:

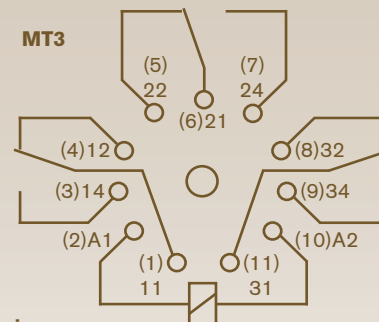
- CE marked

Connections

MT2



MT3

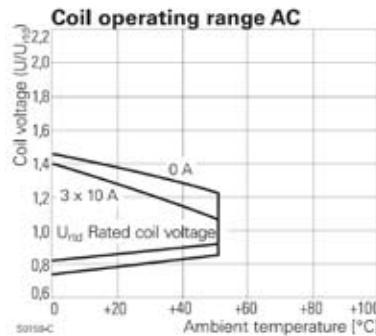
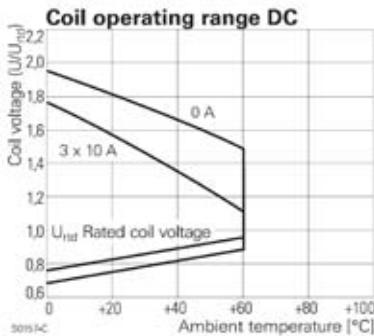
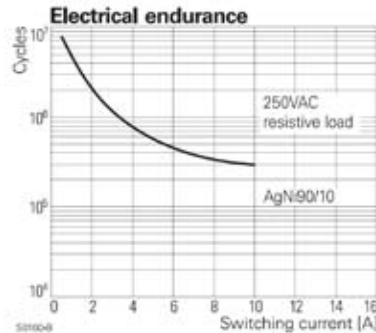
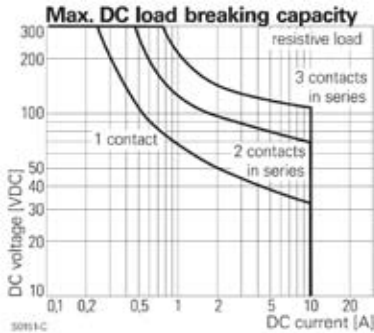


View on pins

Coil Data

Coil Code	Nominal Voltage	Pull In Voltage	Release Voltage	Coil Resistance	Coil Current
1012	12Vdc	9.0Vdc	1.2Vdc	110W ± 10%	109.1mA
1024	24Vdc	18.0Vdc	2.4Vdc	475W ± 10%	50.5mA
1048	48Vdc	36.0Vdc	4.8Vdc	2000W ± 10%	24.0mA
1110	110Vdc	82.5Vdc	11.5Vdc	10000W ± 12%	11.0mA
6012	12Vac	9.6Vac	4.8Vac	24W ± 10%	182.5mA
6024	24Vac	19.2Vac	9.6Vac	86W ± 10%	94.2mA
6048	48Vac	38.4Vac	19.2Vac	345W ± 10%	47.5mA
6115	115Vac	92.0Vac	46.0Vac	2000W ± 10%	20.6mA
6230	230Vac	184.0Vac	92.0Vac	8300W ± 12%	10.1mA

Performance Graphs



Specification - Relay Base

Rated Current:

- 10A

Rated Voltage:

- 400Vac

Test Voltage:

- coil-contact 3.0kV rms 50Hz / 1 min

Operating Temperature:

- -25°C to 80°C

Enclosure Code:

- IP20

Protection Against Accidental Contact:

- VBG 4

Mounting:

- To 35mm DIN rail (DIN-EN 50022)

Wire Cross Section:

- 2 x 2.5mm²

Weight:

- 60 grams

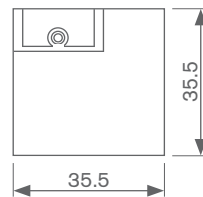
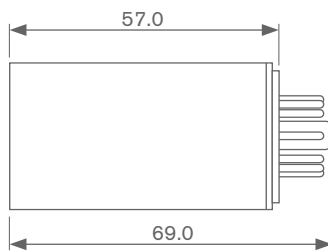
Markings:

- CE marked

Specification subject to change without notice.

Relay Dimensions

MT2 & MT3 Relays



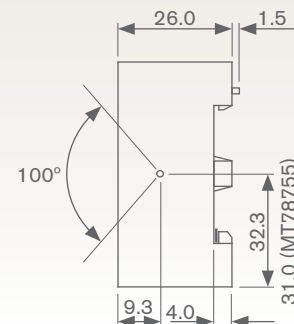
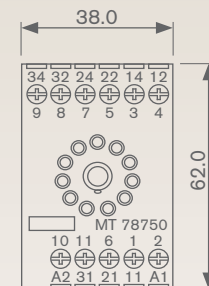
All dimensions in mm

Ordering information

Code	Relay/Base Type	Voltage
MT22	Octal 2 Pole Plug-in Relay	-
MT32	11 Pin 3 Pole Plug-in Relay	-
1012	-	12Vdc
1024	-	24Vdc
1048	-	48Vdc
1110	-	110Vdc
6012	-	12Vac
6024	-	24Vac
6048	-	48Vac
6115	-	115Vac
6230	-	230Vac
MT78755	Octal Relay DIN Rail Mounting Base	-
MT78750	11 Pin Relay DIN Rail Mounting Base	-
Example	MT22	6230
	with MT78755	

Relay Base Dimensions

MT78755 & MT78750 Relay Bases



All dimensions in mm

Abu Dhabi, UAE, Tel: +971 2 6796902, Fax: +971 2 6796903

Website: www.petroces.com, Email: info@petroces.com



PT Series

Models Available

PT Schrack 4 Pole Plug-in Relay

Product Features

- 4 pole changeover contacts
- 6 Amp contact rating
- Cadmium-free contacts
- Choice of DC or AC coils
- Mechanical indicator
- Push to test and latch system
- White write-on panel
- DIN rail mounting base available
- Lloyds register type approval
- Approvals



Schrack PT series plug-in relays are 14 pin (4 pole) relays, suitable for a large range of control and automation applications.

The PT relays are available with a wide range of AC and DC coil voltages and have silver alloy contacts ensuring a high switching current capability and a reliable, long operational life.

Relay bases with self opening rising clamp terminals and captive screws are available for mounting to 35mm DIN rail.

Additional optional extras for the Schrack relays are available including retaining clips, protection diodes and LED modules - please contact sales for further information.

For use in control and automation applications

Specification - Relay

Contact Configuration:

- 4 pole changeover contacts

Contact Voltage Rating:

- 250Vac/30Vdc (Maximum 250Vac)

Rated Current:

- 6A ac/dc (make current 12A)

Rated Breaking Capacity:

- 1500VA

Contact Material:

- AgNi 90/10

Mechanical Life:

- > 20,000,000 operations

Electrical Life:

- 100,000 operations

Maximum Switching Rate:

- Mechanically 36000 operations/hour
- Full load 360 operations/hour

Test Voltage:

- coil-contact 2.5kV rms 50Hz / 1 min
- pole-pole 2.0kV rms 50Hz / 1 min
- contact-contact 1.5kV rms 50Hz / 1 min

Enclosure Code:

- IP50

Operate/Release/Bounce Time:

- 15ms / 10ms / 5ms

Operating Temperature:

- DC: -45°C to 70°C, AC: -45°C to 70°C

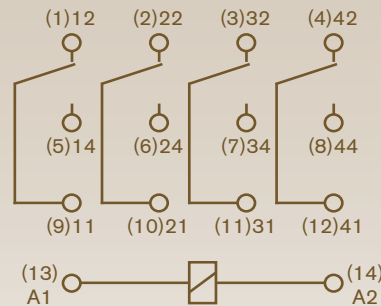
Weight:

- 30 grams

Markings:

- CE marked

Connections

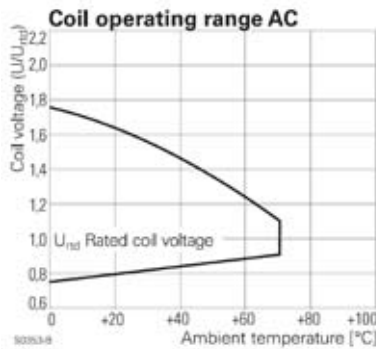
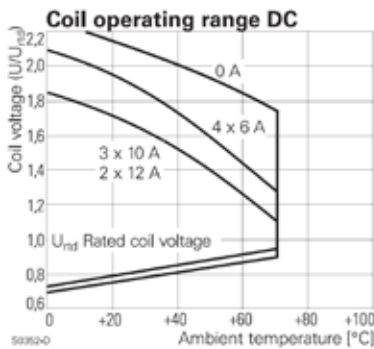
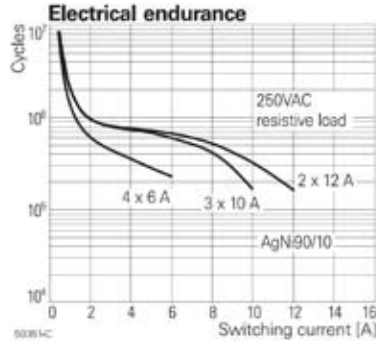
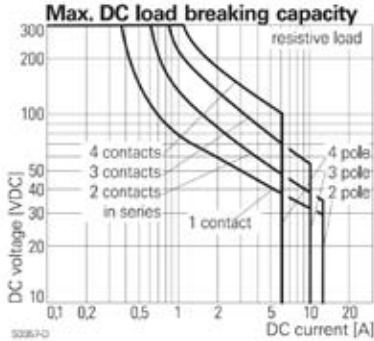


[View on pins](#)

Coil Data

Coil Code	Nominal Voltage	Pull In Voltage	Release Voltage	Coil Resistance	Coil Current
012	12Vdc	9.0Vdc	1.2Vdc	192W ± 10%	62.5mA
024	24Vdc	18.0Vdc	2.4Vdc	777W ± 10%	31.3mA
048	48Vdc	36.0Vdc	4.8Vdc	3072W ± 12%	15.6mA
110	110Vdc	82.5Vdc	11.5Vdc	16133W ± 15%	6.8mA
512	12Vac	9.6Vac	3.6Vac	48W ± 10%	83.3mA
524	24Vac	19.2Vac	7.2Vac	192W ± 10%	41.6mA
548	48Vac	38.4Vac	14.4Vac	777W ± 10%	21.3mA
615	115Vac	92.0Vac	34.5Vac	4845W ± 12%	8.8mA
730	230Vac	184.0Vac	69.0Vac	19465W ± 15%	4.3mA

Performance Graphs



Specification - Relay Base

Rated Current:

- 6A

Rated Voltage:

- 300Vac

Test Voltage:

- coil-contact 3.0kV rms 50Hz / 1 min

Operating Temperature:

- -45°C to 70°C

Enclosure Code:

- IP20

Protection Against Accidental Contact:

- VBG 4

Mounting:

- To 35mm DIN rail (DIN-EN 50022)

Wire Cross Section:

- 2 x 2.5mm²

Weight:

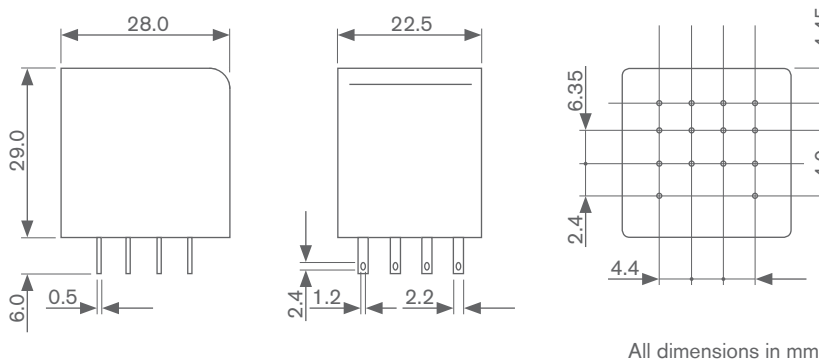
- 60 grams

Markings:

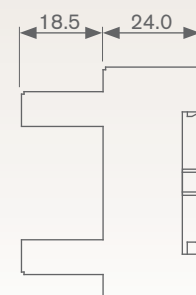
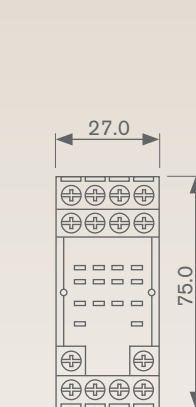
- CE marked

Specification subject to change without notice.

Relay Dimensions



Relay Base Dimensions



Ordering information

Code	Relay/Base Type	Voltage
PT570	14 Pin 4 Pole Plug-in Relay	-
012	-	12Vdc
024	-	24Vdc
048	-	48Vdc
110	-	110Vdc
512	-	12Vac
524	-	24Vac
548	-	48Vac
615	-	115Vac
730	-	230Vac
PT78740	14 Pin Relay DIN Rail Mounting Base	-
Example	PT570	730
	with PT78740	



Energy Meters (kWh Meters)

Models Available

RTD14 Schrack 1 Pole Plug-in Relay

RTE24 Schrack 2 Pole Plug-in Relay

Product Features

- 1 pole or 2 pole changeover contacts
- 16 Amp contact rating (1 pole)
- 8 Amp contact rating (2 pole)
- Cadmium-free contacts
- Choice of DC or AC coils
- Sensitive 400mW coil
- Protection class II (VDE 0700)
- 5mm pinning
- 5kV / 10mm coil-contact
- DIN rail mounting base available
- Approvals



Schrack RT series plug-in relays are available in 1 pole and 2 pole versions and are suitable for a large range of control panels and mechanical engineering applications.

The RT relays are available with a wide range of AC and DC coil voltages and have silver alloy contacts ensuring a high switching current capability and a reliable, long operational life.

Relay bases with self opening rising clamp terminals and captive screws are available for mounting to 35mm DIN rail.

For use in control panels and mechanical engineering applications

Specification - Relay

Contact Configuration:

- 1 pole or 2 pole changeover contacts

Contact Voltage Rating:

- 250Vac/30Vdc (Maximum 440Vac)

Rated Current (1 pole / 2pole):

- 16A / 8A (make current 30A / 15A)

Rated Breaking Capacity:

- 4000VA (1 pole), 2000VA (2 pole)

Contact Material:

- AgNi 90/10

Mechanical Life:

- > 5,000,000 operations

Electrical Life:

- 30,000 operations

Maximum Switching Rate:

- Mechanically 72000 operations/hour
- Full load 360 operations/hour

Test Voltage:

- coil-contact 5.0kV rms 50Hz / 1 min
- pole-pole 2.5kV rms 50Hz / 1 min
- contact-contact 1.0kV rms 50Hz / 1 min

Enclosure Code:

- IP50

Operate/Release/Bounce Time:

- 7ms / 3ms / 3ms

Operating Temperature:

- DC: -40°C to 85°C, AC: -40°C to 70°C

Weight:

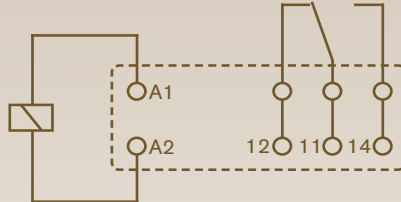
- 14 grams

Markings:

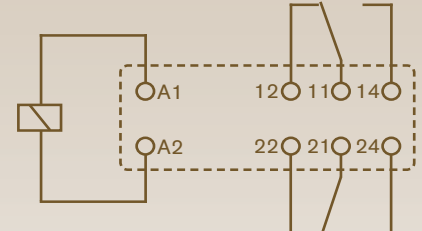
- CE marked

Connections

RTD14



RTE24

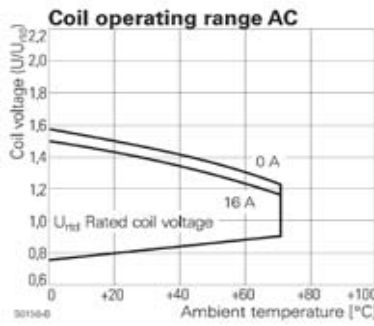
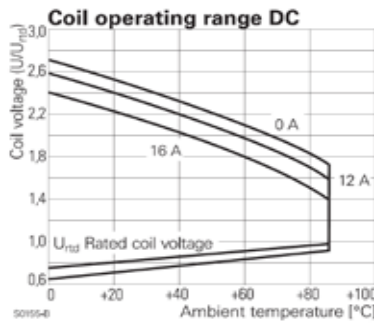
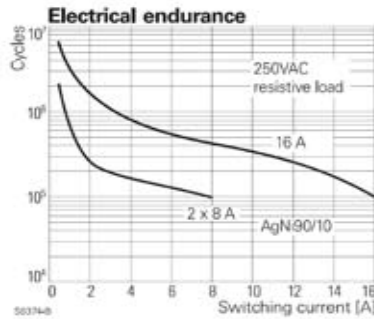
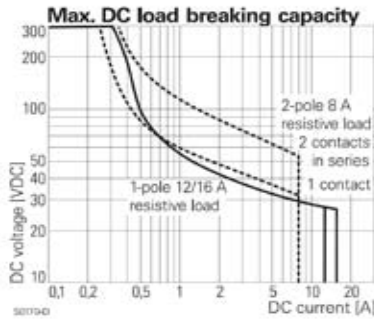


View on pins

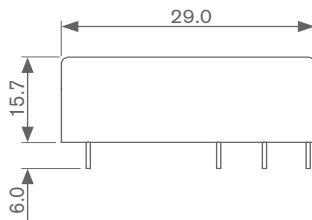
Coil Data

Coil Code	Nominal Voltage	Pull In Voltage	Release Voltage	Coil Resistance	Coil Current
012	12Vdc	8.4Vdc	1.2Vdc	360W ± 10%	33.3mA
024	24Vdc	16.8Vdc	2.4Vdc	1440W ± 10%	16.7mA
048	48Vdc	33.6Vdc	4.8Vdc	5520W ± 10%	8.7mA
110	110Vdc	77.0Vdc	11.0Vdc	26600W ± 12%	4.1mA
524	24Vac	18.0Vac	7.2Vac	350W ± 10%	31.6mA
615	115Vac	86.3Vac	34.5Vac	8100W ± 15%	6.6mA
730	230Vac	172.5Vac	69.0Vac	32500W ± 15%	3.2mA

Performance Graphs



Relay Dimensions



All dimensions in mm

Ordering information

Code	Relay/Base Type	Voltage
RTD14	1 Pole 16 Amp Plug-in Relay	-
RTE24	2 Pole 8 Amp Plug-in Relay	-
012	-	12Vdc
024	-	24Vdc
048	-	48Vdc
110	-	110Vdc
524	-	24Vac
615	-	115Vac
730	-	230Vac
RT78625	RT Relay DIN Rail Mounting Base	-
Example	RTE24	024
	with RT78625	

Specification - Relay Base

Rated Current:

- 6 A (1 pole), 2x12A (2pole)

Rated Voltage:

- 300Vac

Test Voltage:

- coil-contact 4.0kV rms 50Hz / 1 min

Operating Temperature:

- -25°C to 80°C

Enclosure Code:

- IP20

Protection Against Accidental Contact:

- VBG 4

Mounting:

- To 35mm DIN rail (DIN-EN 50022)

Wire Cross Section:

- 2 x 2.5mm²

Weight:

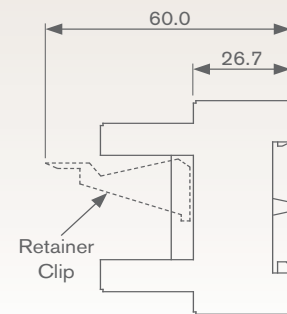
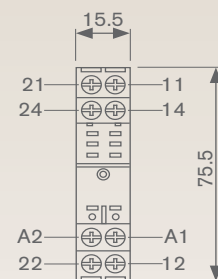
- 40 grams

Markings:

- CE marked

Specification subject to change without notice.

Relay Base Dimensions



All dimensions in mm



SNR Relays

Models Available

- SNR12** SNR 12Vdc Relay Module
- SNR24** SNR 24Vdc Relay Module
- SNR48** SNR 48Vdc Relay Module
- SNR110** SNR 110Vac Relay Module
- SNR230** SNR 230Vac Relay Module

Product Features

- 1 pole changeover contact
- 6 Amp contact rating
- Cadmium-free contacts
- Choice of DC coils
- Sensitive 170mW coil
- Protection class II (VDE 0700)
- 4kV coil-contact
- 6/8mm clearance/creepage
- DIN rail mounting base available
- Approvals



Schrack SNR relays are single pole, measure only 6mm wide and are suitable for a large range of heating control, timer, plc and interface technology applications.

The SNR relays are available with a 35mm DIN rail mounting base as a complete module in 12, 24 or 48Vdc and 110 or 230Vac versions.

The SNR relays have silver alloy contacts ensuring a high switching current capability and a reliable, long operational life.

The relay bases have self opening rising clamp terminals and captive screws.

For use in heating control, timers, plc's and interface technology applications

Specification - Relay

Contact Configuration:

- 1 pole changeover contact

Contact Voltage Rating:

- 250Vac/30Vdc (Maximum 440Vac)

Rated Current:

- 6A

Rated Breaking Capacity:

- 1500VA

Contact Material:

- AgSnO₂

Minimum Contact Load:

- > 100mA at 12Vdc, > 10mA at 5Vdc

Maximum Switching Rate:

- Mechanically 72000 operations/hour
- Full load 360 operations/hour

Test Voltage:

- coil-contact 4.0kV rms 50Hz / 1 min
- contact-contact 1.0kV rms 50Hz / 1 min

Enclosure Code:

- IP67

Operate/Release Time:

- 5ms / 2.5ms

Bounce Time:

- 1.5ms / 5ms (N/O / N/C)

Operating Temperature:

- -40°C to 85°C

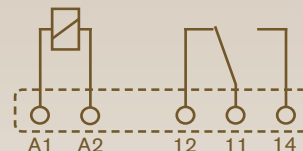
Weight:

- 6 grams

Markings:

- CE marked

Connections



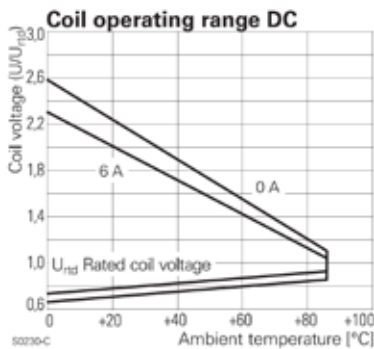
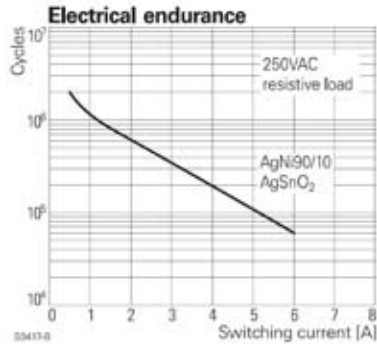
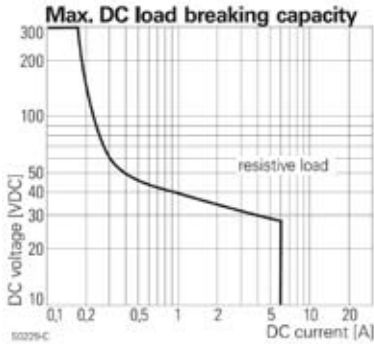
[View on pins](#)

Coil Data

Coil Code	Nominal Voltage	Pull In Voltage	Release Voltage	Coil Resistance	Coil Current
012	12Vdc	8.4Vdc	0.6Vdc	848W ± 10%	14.2mA
024	24Vdc	16.8Vdc	1.2Vdc	3390W ± 10%	7.1mA
048	48Vdc	33.6Vdc	2.4Vdc	10600W ± 15%	4.5mA
060*	60Vdc	42.0Vdc	3.0Vdc	20500W ± 15%	2.9mA

* Note: The 110Vac and 230Vac modules use the 60Vdc relay

Performance Graphs



Specification - Relay Base

Rated Current:

- 6A

Rated Voltage:

- 250Vac

Test Voltage:

- coil-contact 4.0kV rms 50Hz / 1 min

Operating Temperature:

- -25°C to 55°C

Enclosure Code:

- IP20

Protection Against Accidental Contact:

- VBG 4

Mounting:

- To 35mm DIN rail (DIN-EN 50022)

Wire Cross Section:

- 0.22 to 2.5mm²

Weight:

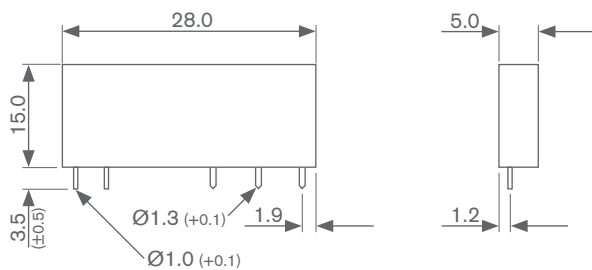
- 30 grams

Markings:

- CE marked

Specification subject to change without notice.

Relay Dimensions



All dimensions in mm

Ordering information

Code	Relay/Base Type
SNR12	1 Pole 6 Amp 12Vdc Relay Module
SNR24	1 Pole 6 Amp 24Vdc Relay Module
SNR48	1 Pole 6 Amp 48Vdc Relay Module
SNR110	1 Pole 6 Amp 110Vac Relay Module
SNR230	1 Pole 6 Amp 230Vac Relay Module

Example SNR24

Relay Base Dimensions

