

Minimess Gas charging valves, kits & accessories

Minimess Gas charging valves introduction

Easy-to-use gas charging valves with a leak proof guarantee are required for charging, discharging and pressure testing of hydraulic accumulators.

The quality of a gas charging valve is paramount for the long term use in plants with high safety regulations. The valves are easy to use with a safe and reliable connection.

The essential advantages:

- Excellent leak proof integrity, leakage
2×10^{-5} mbar l s⁻¹ within operating temperatures of -20°C to +135°C
- Uses the proven Minimess construction process valves open when connecting a microbore hose assembly
- For different accumulator designs, suitable adapters are available
- Military authorised



Gas charging valves can be applied where hydraulic accumulators are used, for example in:

Mobile hydraulics

- Pressure energy source for power brake and steering boosters
- Spring element in the construction of vehicles and in stationary plants

Permanent hydraulic plant

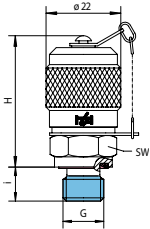
- Maintaining the pressure in fastening devices, presses and pressing devices
- Additional sources of energy in stationary plant

Minimess Gas charging valves, kits & accessories

Minimess gas charging valves & adaptors

MINIMESS®-gas charging valve 1615

Maximum working pressure 63 MPa

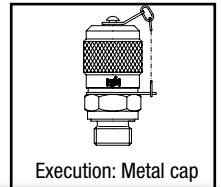
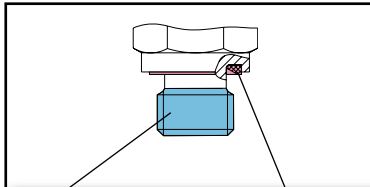


Screw-cap thread:

M 16 x 1,5

Compatible with the following media

Inert gases, nitrogen and compressed air. Resistant against antifreeze, oil, anti corrosion oil, grease and fuel.



Thread G	Type of sealing A	Torque in Nm	p max Bar	H mm	i mm	SW mm	Operating temperature range	Coupling material	Part number with FKM sealing
M 12 x 1,5	Form F	30	63MPa	36,5	8,5	17	-20 °C bis +135 °C	1.4571	2402-01-13.50
M 14 x 1,5		40		36,5	10	19		1.4104	2402-01-14.00
ISO 228-G 1/4		40		36,5	10	19		1.4104	2402-01-18.00

Recorded with inspection certificate 3.1 B in accordance to DIN EN 10204, certificate 2.2. in accordance to DIN EN 10204

M 14 x 1,5	Form B	40	63 MPa	36,5	10	19	-33 °C bis +135°C	1.4104	2402-01-49.70
------------	--------	----	--------	------	----	----	-------------------	--------	---------------

Material

Body: 1.4104 (C4)

Pressure spring: 1.4310

Screw cap: brass (blackened)

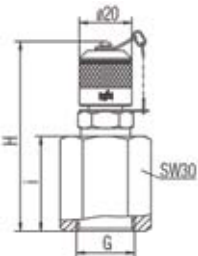
Sealing

Internal primary and secondary sealing as well as integral seat seal and anti vibration

O-ring (to prevent loosening of the metal cap) made of Viton.

Attention: Before using oxygen, please ensure you rinse and clean the gas charging valve.

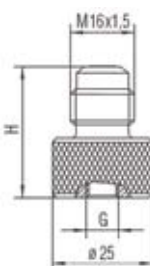
Adapter incorporating gas charging valve 1615 made of stainless steel



Thread of accumulator	Type of hydraulic accumulator	p max Bar	Material	H mm	i mm	SW mm	Part number with FKM sealing
7/8"-14 UNF	Bosch-bubble accumul.	63MPa	1.4104	73	36	30	2446-16-30.00
M 28 x 1,5	Bosch-diaphragm accumul.			63	26	36	2446-18-30.00

Gas charging valve adapter 1615

To be directly screwed on the original valve of the accumulator



Thread of accumulator	Type of hydraulic accumulator	p max Bar	Material	H mm	Part number with FKM sealing
VG 8 DIN 7756	Langen	63MPa	1.0718	32	5414-02-00.00
5/16"-32 UNEF	US			32	5414-02-10.00

Minimess Gas charging valves, kits & accessories

Accumulator charging & testing kits

Accumulator charging and testing devices

- Charging of the hydraulic accumulator
- Testing and lowering the pressure within the hydraulic accumulator
- Pressure gauge Cl. 1,6 - Ø 63 mm



Pressure gauge display range	Measuring connection	Cylinder connection thread G	H mm	L mm	SW mm	Part number
0–400 bar	MINIMESS® 1615	W 24,32 x 1/14"	124	123	28	5114-01-00.10
0–250 bar	MINIMESS® 1620	W 24,32 x 1/14"	124	123	28	5114-21-03.00

Gas charging and testing device with pressure reducer valve

- Filling, adjusting and controlling gas pressure in hydraulic accumulators with nitrogen filling
- Pressure gauge Cl. 1,6 - Ø 63 mm
- Pressure gauge for primary pressure display 0 to 400 bar



Secondary adjustment	Pressure gauge display range, secondary	Measuring connection	Cylinder connection thread G	SW mm	Part number
1,0–235 bar	0–250 bar	MINIMESS® 1615	W 24,32 x 1/14"	28	5401-02-00.00
1,0–235 bar	0–250 bar	MINIMESS® 1615	W 21,8 x 1/14"	28	5401-02-02.00

Gas charging and flushing device with pressure reducer valve for low pressure

- Pre-adjustment of the flushing- and charging pressure
- Flushing and charging of nitrogen systems
- Pressure gauge Cl. 1,6 - Ø 63 mm
- Pressure gauge for primary pressure display 0 to 250 bar



Secondary adjustment	Pressure gauge display range, secondary	Measuring connection	Cylinder connection thread G	SW mm	Part number
0–1,3 bar	0–1,6 bar	MINIMESS® 1615	W 24,32 x 1/14"	28	5401-07-00.00
Complete measuring equipment with transport case and high pressure hose					5401-07-00.10