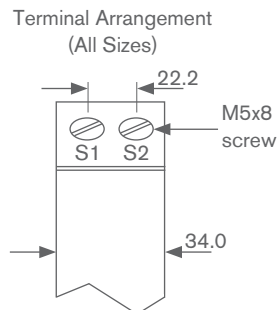
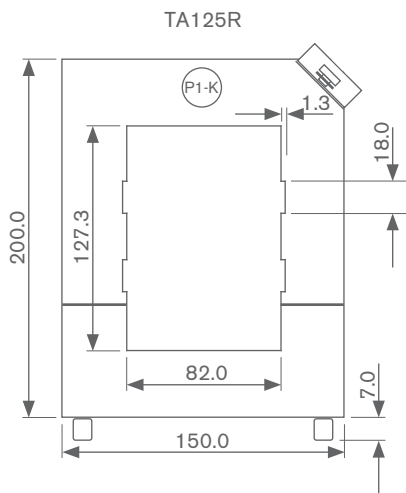
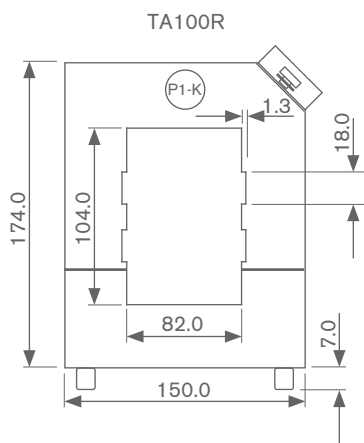
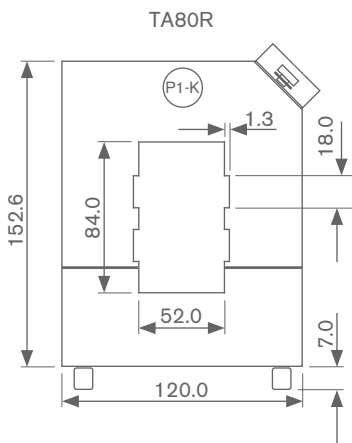
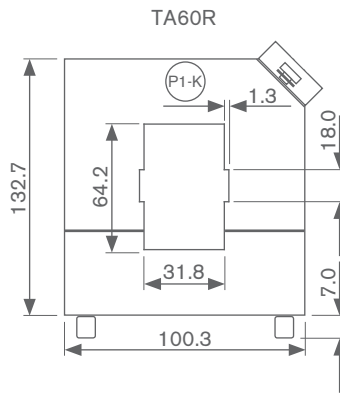
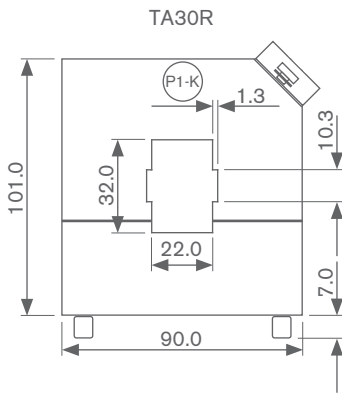



Dimensions



All dimensions in mm

Range Data

Model	Primary Current (Amps)	Burden (VA) Accuracy Class 0.5	Burden (VA) Accuracy Class 1	Burden (VA) Accuracy Class 3	Weight (grams)
TA30R-100/5	100	-	-	3	850
TA30R-150/5	150	-	-	3.75	850
TA30R-200/5	200	-	2.5	4	850
TA30R-250/5	250	-	3.75	5	850
TA60R-300/5	300	2.5	3.75	5	1150
TA60R-400/5	400	2.5	3.75	7.5	1150
TA60R-500/5	500	3.75	5	15	1150
TA60R-600/5	600	5	7.5	20	1150
TA80R-800/5	800	7.5	10	20	1400
TA80R-1000/5	1000	10	15	20	1400
TA100R-1200/5	1200	15	20	30	1850
TA100R-1500/5	1500	15	20	30	1850
TA100R-1600/5	1600	15	20	30	1850
TA100R-2000/5	2000	20	30	45	1850
TA125R-2500/5	2500	25	30	45	2000



DC Shunts

Models Available

FST 50mV Shunt Range

NST 60mV Shunt Range

Product Features

- Brass ended manganin shunts
- 10 Amp to 5000 Amp
- 50mV or 60mV output
- Accuracy class 0.5
- Insulated base on shunts up to 200A

DC shunts are available for currents between 10 Amps and 5000 Amps, offering reliability and class 0.5 accuracy making them suitable for a large range of industrial applications.

Two ranges are available that develop either 50mV or 60mV at full load current. The millivolt signal can then be safely taken to a suitably scaled moving coil indicating instrument or other monitoring device.

The shunts are brass ended manganin and all shunts up to the 200 Amp rating are mounted on an insulated base ensuring electrical insulation. All non-insulated shunts may need protection against accidental contact. The shunts should be mounted vertically with the blade faces vertical to achieve maximum heat dissipation.

For measuring DC current by producing a proportional 50mV or 60mV output

Specification

Reference Standard:

- BS89, IEC51

Accuracy:

- Class 0.5 ($\pm 0.5\%$ max. error)

Current Rating, I_n :

- 0-10A to 0-5000A
- (see range data table)

Output:

- 0-50mV (FST series)
- 0-60mV (NST series)

Overload:

- $1.2 \times I_n$ continuous
- $10 \times I_n$ for 5 seconds (10A to 500A)
- $5 \times I_n$ for 5 seconds (600A to 2000A)
- $2 \times I_n$ for 5 seconds (2500A to 5000A)

Enclosure:

- Insulated base (all shunts up to 200A)
- M3 screw terminals
- See dimensions for mounting

Operating Temperature:

- -20°C to 60°C

Calibration Temperature:

- 23°C

Temperature Coefficient:

- $0.004\%/^\circ\text{C}$

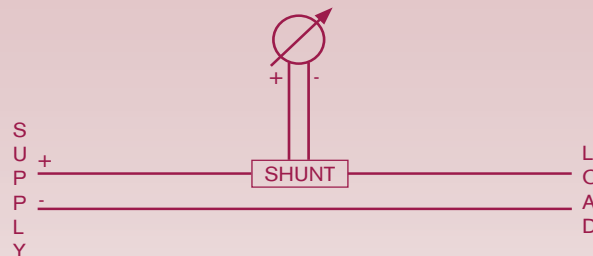
Weight:

- See range data table

Markings:

- CE marked

Connections



Ordering information

Code	Shunt Output	Current Rating
FST10	50mV	10, 15, 20, 25, 30, 40, 50, 60, 80, 100, 150A
FST20	50mV	200A
FST30	50mV	250, 300, 400, 500, 600A
FST40	50mV	800, 1000A
NST10	60mV	10, 15, 20, 25, 30, 40, 50, 60, 80, 100, 150A
NST20	60mV	200A
NST30	60mV	250, 300, 400, 500, 600A
NST40	60mV	800, 1000, 1200, 1500A
NST50	60mV	2000, 2500, 3000, 4000, 5000A
Example	FST10	100A

Specification subject to change without notice.